

# The mysterious house


A 3D PUZZLE ADVENTURE

FÖR 1 TO 4 SLEUTHS AGED 8 AND ÖVER


HERE'S WHAT'S INSIDE:

21 puzzle card  
3 secret messages


3 clue cards  
and 3 solution cards



2 house walls



2 roof parts



1 UV lamp



You'll also need  
some paper and  
pens to make notes.

## ONE EVENING ...

... you take your dog Snoopy for a walk when that curious mutt suddenly darts off and disappears through the half-open gate of a mysterious-looking house. Who could possibly live in a place like this? You immediately dash after Snoopy. Before you head through the gate, you notice three mysterious messages on the sidewalk. You only think for a moment before taking them with you. Finally, you catch up with Snoopy. But what are the messages all about?

## HERE'S YOUR MISSION:

Three valuable items are hidden in the mysterious house. Together with Snoopy, you set out to find them. Your mission comprises three parts. There's a **secret message** for each. Play the secret messages in the following order:

First secret message: **The golden key**

Second secret message: **The blue dog**

Third secret message: **The green crown**

Each secret message involves **several puzzle cards**.

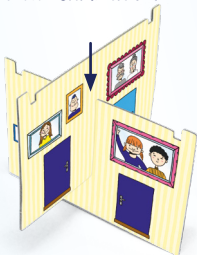
Work **together** to solve the puzzles and find the hidden items.

THE THREE PARTS BUILD ON EACH OTHER.  
YOU DON'T HAVE TO PLAY THEM ALL AT ONCE THOUGH.  
YOU CAN TAKE A BREAK AFTER EACH PART AND  
CONTINUE PLAYING LATER.

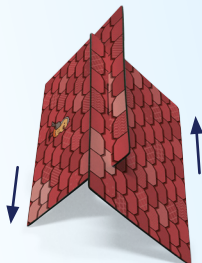
## PREPARE FOR THE ADVENTURE:

➤ How to assemble the house:

1. SLIDE THE WALLS TOGETHER. THE DARK BLUE DOORS BELONG TO THE SAME ROOM.



2. JOIN THE TWO ROOF PARTS TOGETHER.



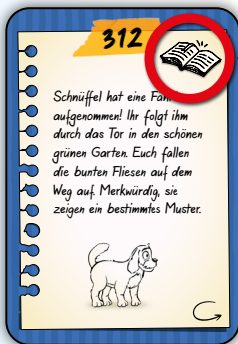
3. PLACE THE WALLS ON THE PROPERTY. THE COLOURFUL BARS ARE IN THE ROOM WITH THE LIGHT BLUE DOORS.



4. PLACE THE ROOF ON THE WALLS. THE BIRD SITS ABOVE THE ROOM WITH DARK BLUE DOORS.




- Place **all of the blue puzzle cards** in a pile on the table with the **book side** facing up. The book side always shows the book symbol. **Don't look at the backs yet!**



Place all  
of the cards  
with the  
book symbol  
facing up.

- Take the first purple **secret message** entitled **"The golden key"** and place it at the center of the table.



- Put the **matching green clue card** and the **matching red solution card** next to it. You'll recognize them by the key.




*Don't turn them over!*

## YOUR PUZZLE ADVENTURE BEGINS ...

... with the first secret message. Unfortunately, it's locked with a combination lock though. To find the numerical code for it, you'll have to puzzle your way from card to card. Each solution provides a **numerical code comprising three digits**. This code will tell you which card to continue with.

1. Read the front of the first secret message. It'll tell you what you need to do.



## 2. Now it's on to the puzzle cards!

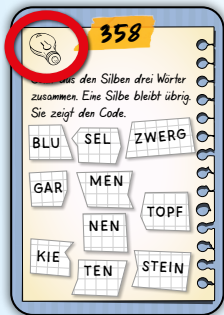

The secret message points you to your first **puzzle card**. Pick it out from the deck. The **numerical code** is always shown at the top center of the card. Continue puzzling with this card.

Always read the text on the **book side** of the card out first. Then solve the puzzle on the back. This is always the **puzzle side**.

Play your way from card to card and uncover the secrets in this way.



Book side



Puzzle side

# CAN'T FIND THE PUZZLE CARD TO MATCH?

You've worked out a numerical code, but can't find a matching puzzle card? Then there are only two possibilities:

**1. The numerical code is incorrect.** Take another careful look at the puzzle and check your solution.

- **Need a little help?**

Then take the matching clue card, turn it over, and find the numerical code for the current puzzle card. Then use the clue to try to solve the puzzle. You're sure to manage it.



- **Can't find the solution?**

If you really don't know what to do, take the appropriate solution card. Turn it over and look for the numerical code for the current puzzle card. Now you can read the correct solution and continue playing.



**2. The numerical code is the key to the secret message!**

The last puzzle in each secret message opens its lock.

- **You're sure of the solution, but can't find a card?**

Then the combination lock on the front of the secret message lights up with the UV lamp.

- **Does the lock show your numerical code?**

Then you have successfully completed this part of your adventure. Well done! Now open the secret message.

## ARE THERE STILL PUZZLE CARDS LEFT?

**Have you solved the first secret message and there are still puzzle cards left?**

Don't worry! They belong to another secret message.

If you want to continue playing, take the second **secret message** called **"The blue dog"** and read the front.

If not, you can continue your adventure later.

## THE ADVENTURE COMES TO AN END

**Have you solved all of the puzzles in the mysterious house?**

Bravo! Now you can go home again with Snoopy and tell your parents all about your grand adventures.

Author: Anja Wrede  
Illustrations: Folko Streese  
Editor: Magdalena Smaha  
Proofreading: Elke Vogel  
Translation: Birgit Irgang  
Production: Claire Deutsch  
Article no.: 90140

© 2023 **moses. Verlag GmbH**  
**Arnoldstraße 13d**  
**D-47906 Kempen**  
CH: Dessauer, 8045 Zürich  
[www.moses-verlag.de](http://www.moses-verlag.de)

Subject to color and content changes.

Graphics and design: Michaela Kienle, using illustrations and design elements from Freepik.com